

| <u>ITEM NUMBER</u> | <u>PAGE</u> | <u>ITEM NUMBER</u> | <u>PAGE</u> |
|----------------------|-------------|----------------------|-------------|
| 3003 H-14 Sheet..... | 29 | AA014566..... | 23 |
| AA000069..... | 22 | AA014879..... | 26 |
| AA000093..... | 23 | AA014880..... | 26 |
| AA000117..... | 24 | AA015079..... | 27 |
| AA000199..... | 10, 22 | AA015227..... | 27 |
| AA000218..... | 24 | AA018310..... | 10, 22 |
| AA000219..... | 24 | AA018450..... | 27 |
| AA000228..... | 24 | AA019955..... | 19 |
| AA000238..... | 24 | AA019956..... | 19 |
| AA000382..... | 22 | AA020664..... | 19 |
| AA000390..... | 24 | AA020665..... | 19 |
| AA000421..... | 10, 22 | AA021008..... | 19 |
| AA000614..... | 24 | AA021011..... | 21 |
| AA000615..... | 24 | AK020750..... | 18 |
| AA000637..... | 22 | AK020751..... | 18 |
| AA000837..... | 24 | AK020858..... | 18 |
| AA000855..... | 27 | AK020899..... | 18 |
| AA000856..... | 27 | AK020900..... | 18 |
| AA000860..... | 26 | CK088100..... | 9 |
| AA001223..... | 24 | CK088101..... | 9 |
| AA001257..... | 24 | CK088102..... | 21 |
| AA001260..... | 22 | CK088106..... | 15 |
| AA001287..... | 28 | CK088107..... | 15 |
| AA001447..... | 22 | CK088108..... | 15 |
| AA001837..... | 27 | CK088109..... | 15 |
| AA001912..... | 10, 22 | CK088110..... | 14 |
| AA002198..... | 25 | CK088111..... | 14 |
| AA002224..... | 22 | CK088112..... | 14 |
| AA002440..... | 24, 30 | CK088113..... | 20 |
| AA002850..... | 24 | CK088114..... | 20 |
| AA002895..... | 28 | CK088115..... | 20 |
| AA003419..... | 26 | CK088116..... | 14 |
| AA003550..... | 24 | CK088117..... | 13 |
| AA003938..... | 26 | CK088118..... | 4 |
| AA004274..... | 27 | CK088119..... | 4 |
| AA005273..... | 27 | CK088120..... | 13 |
| AA005350..... | 27 | CK088121..... | 3 |
| AA005421..... | 24, 30 | CK088122..... | 3 |
| AA006167..... | 26 | CK088123..... | 13 |
| AA006947..... | 27 | CK088126..... | 6 |
| AA007993..... | 27 | CK088127..... | 5 |
| AA008097..... | 26 | CK088128..... | 6 |
| AA008102..... | 23 | CK088129..... | 5 |
| AA008103..... | 23 | CK088130..... | 20 |
| AA008107..... | 25 | CK088131..... | 20 |
| AA008108..... | 25 | CK088132..... | 20 |
| AA008109..... | 25 | CK088133..... | 13 |
| AA008112..... | 10, 22 | CK088134..... | 13 |
| AA008116..... | 25 | MA33H406305007..... | 18 |
| AA008118..... | 25 | MA33H406307007X..... | 18 |
| AA008123..... | 26 | MAPTBW04006270..... | 31 |
| AA008124..... | 23 | MAPTRW04006270..... | 31 |
| AA008127..... | 28 | MAPTZW04006270..... | 31 |
| AA008137..... | 28 | MAPTW204006270..... | 31 |
| AA008138..... | 23 | OA009917..... | 18 |
| AA008148..... | 26 | OA017512..... | 7 |
| AA008153..... | 28 | OA017513..... | 7 |
| AA008156..... | 28 | OA036714..... | 18 |
| AA008162..... | 25 | OA036749..... | 10 |
| AA008168..... | 28 | OA036750..... | 7 |
| AA008170..... | 25 | OA051168..... | 8 |
| AA008221..... | 10, 22 | OA051563..... | 8 |
| AA008222..... | 26 | OP06072125..... | 30 |
| AA008223..... | 26 | OP11109917..... | 18 |
| AA008227..... | 24 | | |
| AA008233..... | 28 | | |
| AA008234..... | 28 | | |
| AA008239..... | 24 | | |
| AA008245..... | 23 | | |
| AA008771..... | 26 | | |
| AA008843..... | 22 | | |
| AA008969..... | 27 | | |
| AA009215..... | 27 | | |
| AA010029..... | 22 | | |
| AA010032..... | 27 | | |
| AA010292..... | 27 | | |
| AA010595..... | 24 | | |
| AA011154..... | 27 | | |
| AA011207..... | 24 | | |
| AA012097..... | 28 | | |
| AA012484..... | 26 | | |
| AA012485..... | 26 | | |
| AA012543..... | 27 | | |
| AA013337..... | 27 | | |
| AA013763..... | 28 | | |
| AA013883..... | 27 | | |

LOXCREEN FINISHES

Loxcreen's finishes include anodized finishes, electrolytic coloring (2-step), chemical finishes, mechanical finishes and liquid paint.

Loxcreen uses a sulfuric anodizing process. This is the most common process and it produces thin films suitable as pretreatment for organic and inorganic coatings.

Electrolytic coloring or 2-step anodizing is a two-step process. In the first step, the extrusion is clear anodized using conventional sulfuric anodizing. In the second step, the color is electrolytically deposited into the anodic pores. Colors range from champagne to black. 2-Step finish is much more resistant to fading than conventional color anodizing; however some variation in color is unavoidable because of process variables.

Our chemical finishes yield a matte or satin surface appearance (etched).

Loxcreen's standard liquid coating is an acrylic paint. The aluminum extrusion is cleaned and treated with a conversion coating. The paint is then electrostatically applied and cured in a high temp oven. It is typically applied in a single coat and has excellent application and mar-resistant properties. Polycron, which is a polyester coating, is also available. Polyester coatings are high solid, meaning they typically contain 55 to 70 percent solids. Acrylic solids ratio is 40 percent. Both coatings have a dry film thickness of 0.8 to 1.2 mils.

Loxcreen's Anodic Coating Designations:

| <u>Designation</u> | <u>Min. Film Thickness</u> |
|--------------------|----------------------------|
| 200 | .15 mils |
| 201 | .20 mils |
| 202 | .30 mils |
| Class II | .40 mils |
| Class I | .70 mils |

Note: Class I and Class II are compliant to AAMA Specification 611.98

Loxcreen's Liquid Acrylic Coating:

| <u>Specification</u> | <u>Dry Film Thickness</u> |
|----------------------|---------------------------|
| AAMA2603-02 | .80 mils minimum |

Loxcreen Tempers

T-1: Cooled from an elevated temperature and naturally aged to a substantially stable condition. Applies to products for which the rate of cooling from an elevated temperature, such as casting or extrusion, is such that their strength is increased by room temperature aging.

T-4: Solution heat-treated and naturally aged to a substantially stable condition. Applies to products that are not cold worked after solution heat-treatment, or in which the effect of cold work in flattening or straightening may not be recognized in mechanical property limits.

T-5: Cooled from an elevated temperature and then artificially aged. Applies to products that are cooled from an elevated temperature, such as casting or extrusion, and then artificially aged to improve mechanical properties or dimensional stability or both.

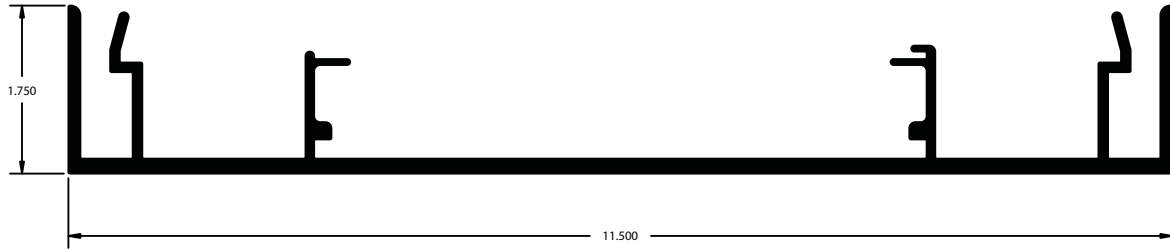
T-6: Solution heat-treated and then artificially aged. Applies to products that are not cold worked after solution heat-treatment, or in which the effect of cold work in flattening or straightening may not be recognized in mechanical property limits.

T-52: Cooled from an elevated temperature and artificially aged at an elevated temperature to produce a controlled temper range, typically used in bending or forming operations

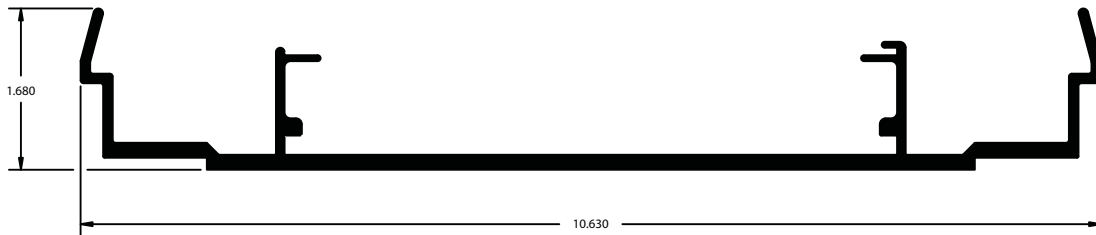
Note: Color variation is inherent in the anodizing process. Some finishes are not colorfast. Consider end use (inside or outside) when selecting a finish.

SIGN EXTRUSIONS

11.5" Cabinet Extrusions - Slide Type



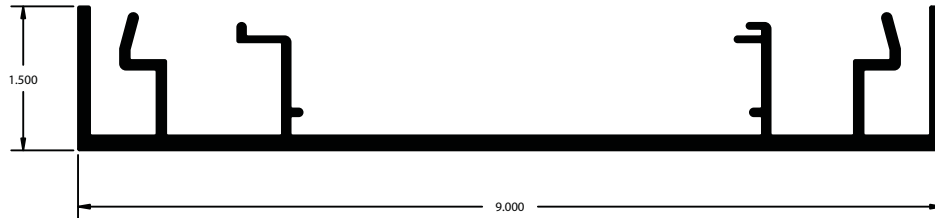
CK088122
11.5" Frame with Solid Retainer
wt./ft. 3.442



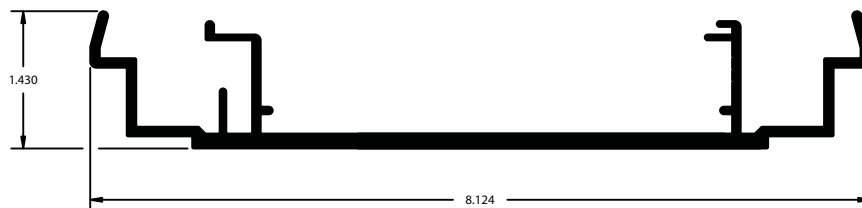
CK088121
11.5" Frame without Retainer
wt./ft. 2.716

SIGN EXTRUSIONS

9" Cabinet Extrusions - Slide Type



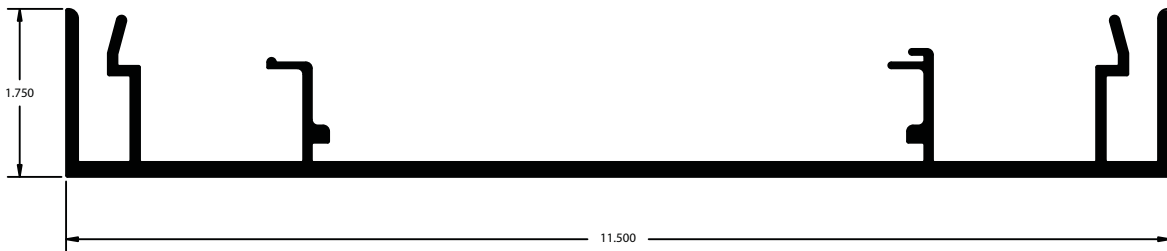
CK088119
9" Frame with Retainer
wt./ft. 2.825



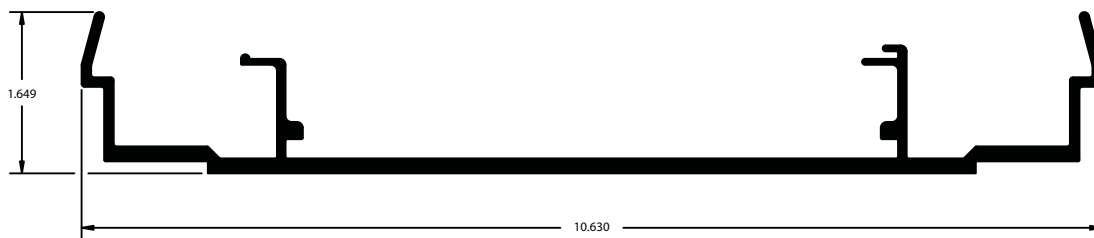
CK088118
9" Frame without Retainer
wt./ft. 2.042

SIGN EXTRUSIONS

11.5" Economy Cabinet Extrusions - Slide Type



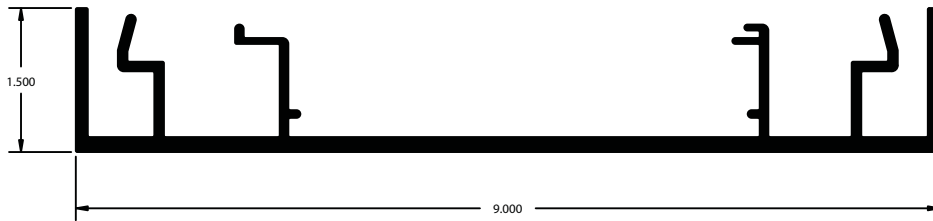
CK088127
Economy 11.5" Frame with Solid Retainer
wt./ft. 3.026



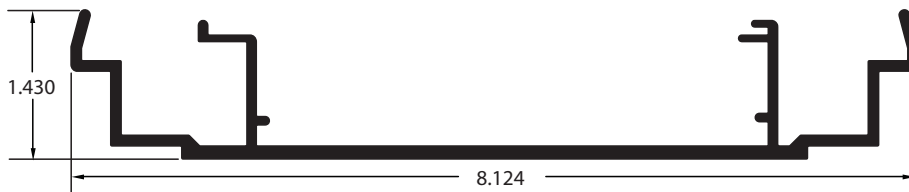
CK088129
Economy 11.5" Frame without Retainer
wt./ft. 2.344

SIGN EXTRUSIONS

9" Economy Cabinet Extrusions - Slide Type



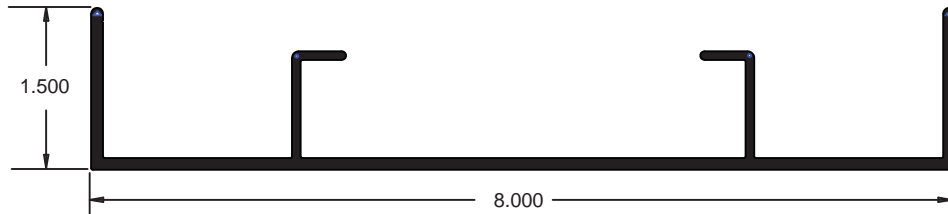
CK088126
Economy 9" Frame with Retainer
wt./ft. 2.510



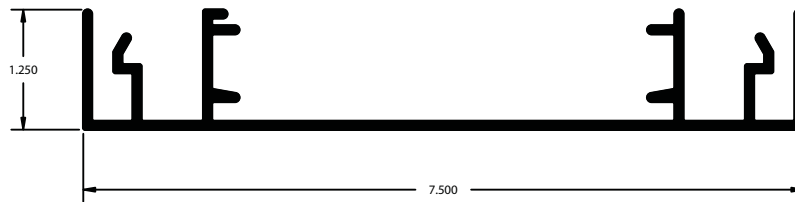
CK088128
Economy 9" Frame without Retainer
wt./ft. 1.807

SIGN EXTRUSIONS


8" and 7.5" Cabinet Extrusions - Slide Type



OA036750
8" Frame without Retainer
wt./ft. 1.653



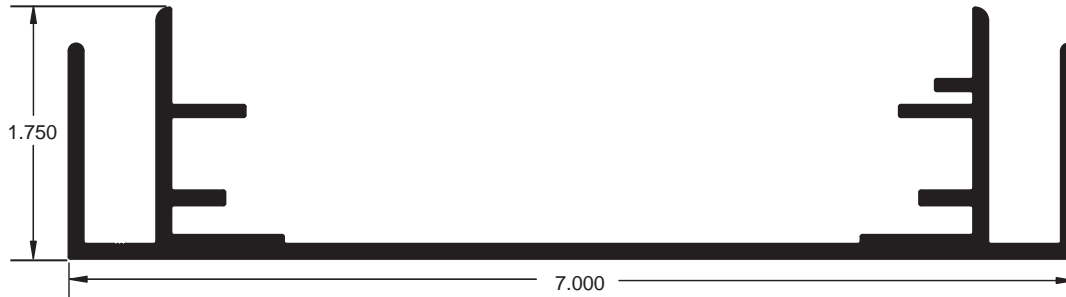
OA017512
7.5" Frame with Retainer
wt./ft. 1.700



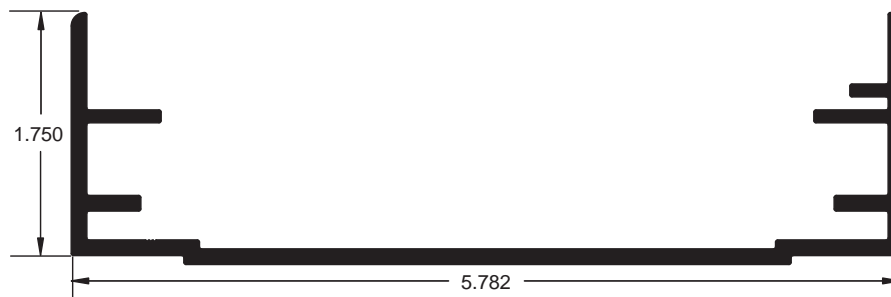
OA017513
7.5" Frame without Retainer
wt./ft. 1.358

SIGN EXTRUSIONS

7" Cabinet Extrusions - Slide Type



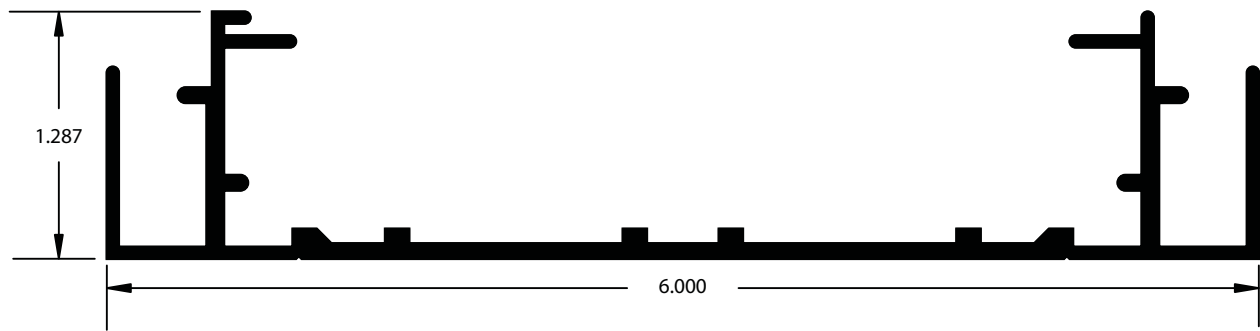
OA051168
7" Frame with Retainer
wt./ft. 2.056



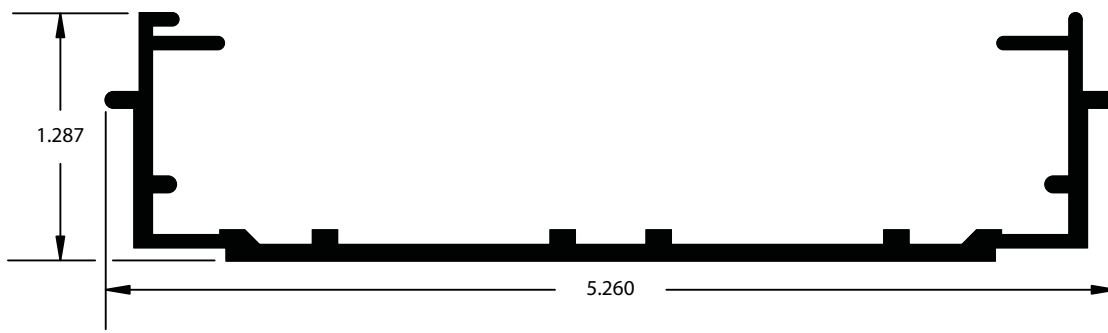
OA051563
7" Frame without Retainer
wt./ft. 1.418

SIGN EXTRUSIONS

6" Cabinet Extrusions - Slide Type



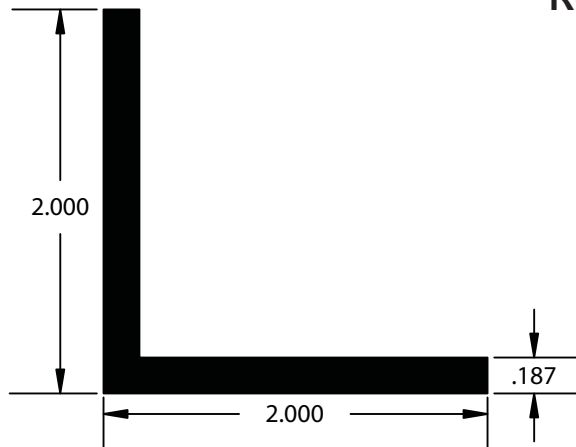
CK088100
6" Frame with Retainer
wt./ft. 1.099



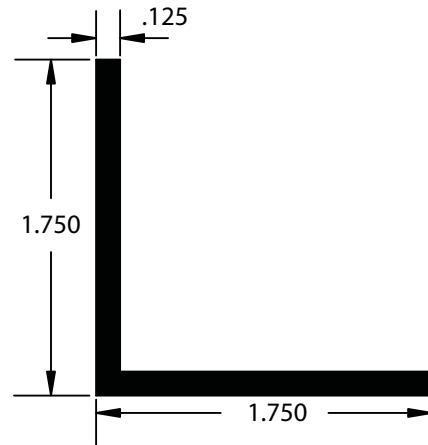
CK088101
6" Frame without Retainer
wt./ft. 0.863

SIGN EXTRUSIONS

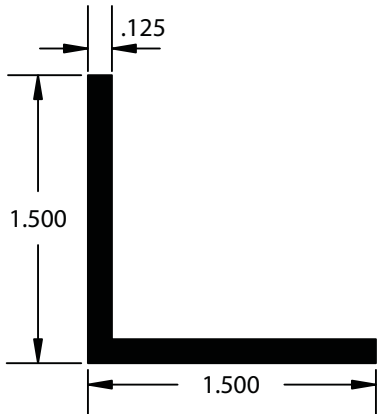
Retainers



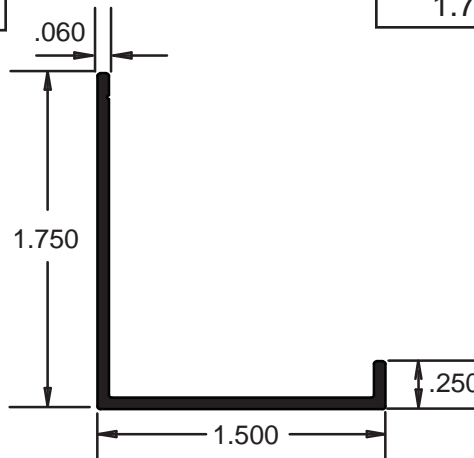
AA008112
Corner Angle
2" x 2" x .187"



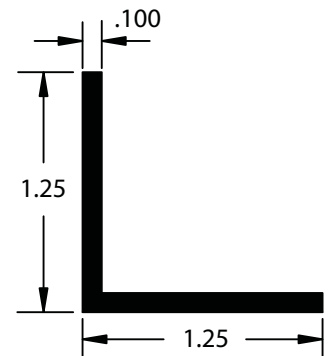
AA008221
Retainer for 11.5" Frame
1.75" x 1.75" x .125"



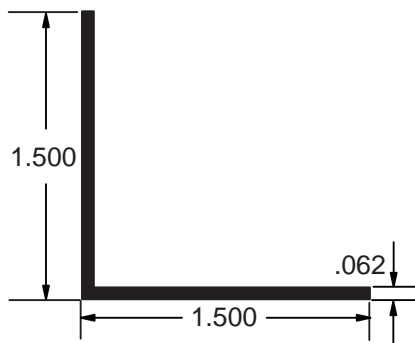
AA000421
Retainer for 9" Frame
1.50" x 1.50" x .125"



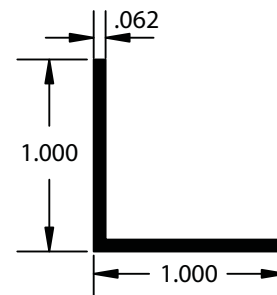
OA036749
Retainer for 8" Frame
1.75" x 1.50" x .060"



AA018310
Retainer for 7.5" Frame
1.25" x 1.25" x .100"



AA001912
Retainer for 7" Frame
1.50" x 1.50" x .062"



AA000199
Retainer for 6" Frame
1.00" x 1.00" x .062"

SIGN EXTRUSIONS

Slide type extrusions can be used in the following combinations:

11.5" Frame Width:

CK088122 or CK088127 - 11.5" frame with retainer, combined with CK088121 or CK088129 - 11.5" frame without retainer and AA008221 removable retainer. AA008112 is used for corner angles.

9" Frame Width:

CK088119 or CK088126 - 9" frame with retainer, combined with CK088118 or CK088128 - 9" frame without retainer and AA000421 removable retainer. AA008112 is used for corner angles.

7.5" Frame Width:

OA017512 – 7.5" frame with retainer, combined with OA017513 – 7.5" frame without retainer and AA018310 removable retainer. AA008112 is used for corner angles.


6" Frame Width:

CK088100 - 6" frame with retainer, combined with CK088101 - 6" frame without retainer and AA000199 removable retainer. AA008112 is used for corner angles

SIGN EXTRUSIONS

This is an illustration of an assembled slide style frame. Typically the short ends have removable retainers that are held in place with screws. Remove the screws and the retainers come off so you can easily remove the face and service the sign.

If needed, the top or bottom can be made with removable retainers. This shows the flat raceways installed in the frame, as well as the double corner angles.




The retainer sizes are as follows:

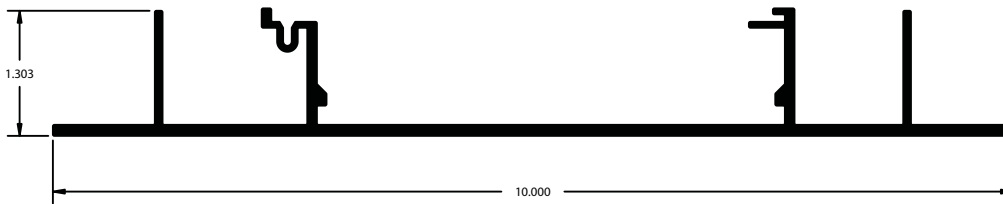
| | |
|-------------|-----------------|
| 6" frame | 1" retainer |
| 7" frame | 1-1/4" retainer |
| 9" frame | 1-1/2" retainer |
| 11.5" frame | 1-3/4" retainer |

SIGN EXTRUSIONS

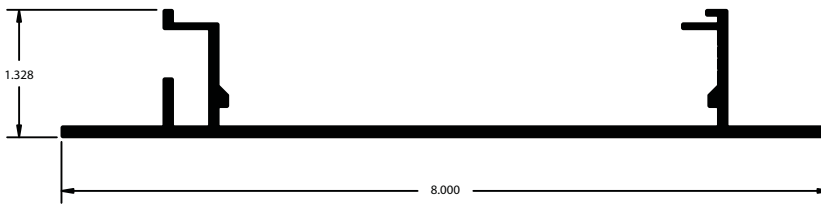
Cabinet Extrusions - Hinge Type



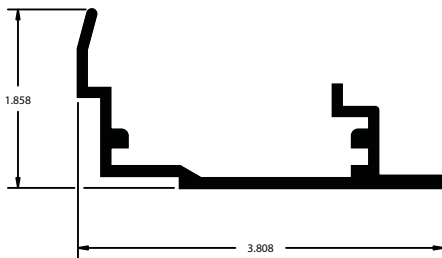
CK088123
12" Frame
wt./ft. 2.834



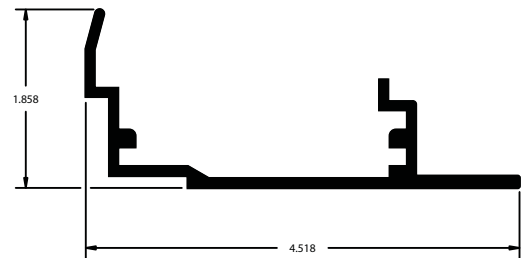
CK088120
10" Frame
wt./ft. 2.041



CK088117
8" Frame
wt./ft. 1.570

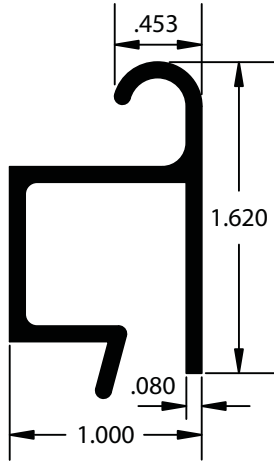


CK088134
9" Frame Extension
(can be extended)
12" for S/F
15" for D/F
wt./ft. .916

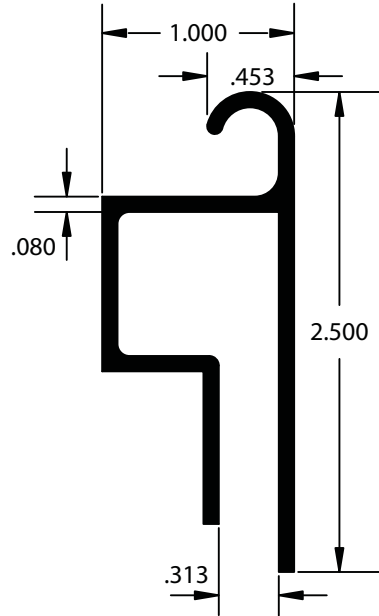


CK088133
11.5" Frame Extension
(can be extended)
15" for S/F
18" for D/F
wt./ft. 1.008

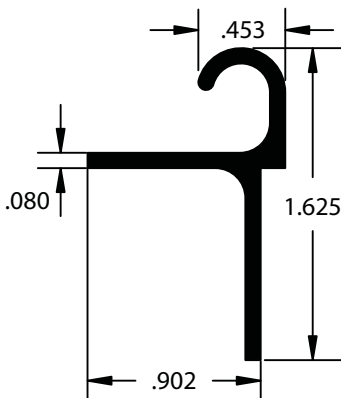
SIGN EXTRUSIONS



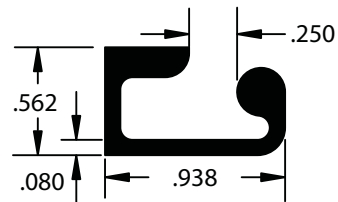
CK088110
1 1/2" Hinge
Retainer (hidden)
wt./ft. 0.442



CK088111
2 1/2" Hinge
Retainer
wt./ft. 0.574

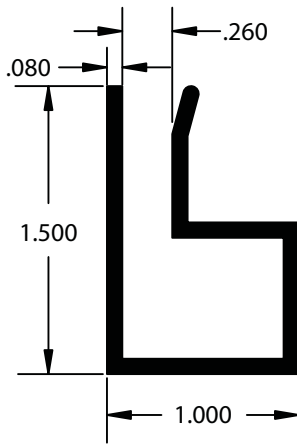


CK088112
Flat Aluminum
Hinge Retainer
wt./ft. 0.293

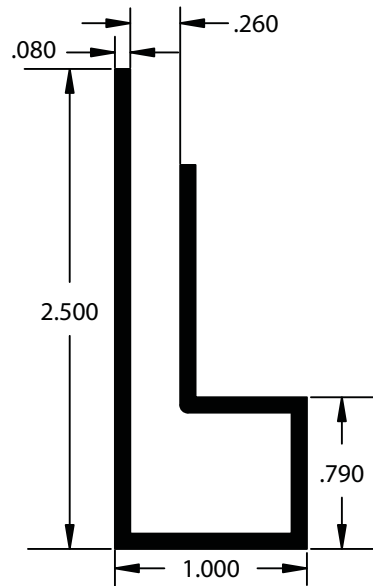


CK088116
Hinge Bracket
wt./ft. 0.274

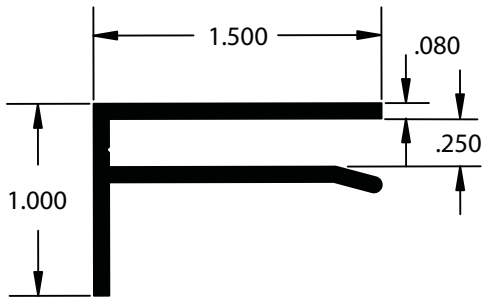
SIGN EXTRUSIONS



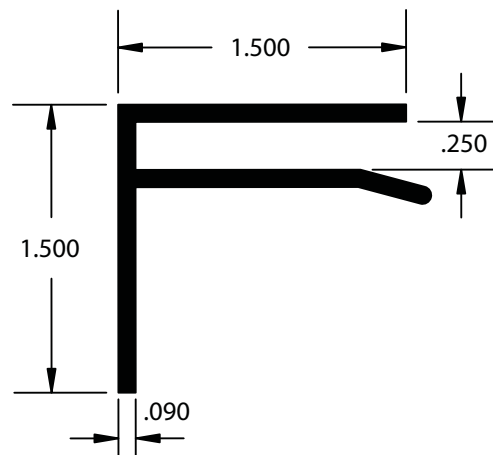
CK088108
1 1/2" Hanging
Retainer
wt./ft. 0.425



CK088109
2 1/2" Hanging
Retainer
wt./ft. 0.568



CK088106
1 1/2" x 1"
F Retainer
wt./ft. 0.368



CK088107
1 1/2" x 1 1/2"
F Retainer
wt./ft. 0.481
(used primarily in non-aluminum
cabinet frames)

SIGN EXTRUSIONS

Hinged type cabinets have more possible variables; the following are some typical combinations:
(**Note:** the graphic shows the typical hinge type cabinet)

12" Frame Width:

CK088123 - 12" frame, CK088116 - hinge bracket, used in "hidden hinge" application and CK088110 - 1.5" hinge retainer (hidden) used with CK088108 - 1.5" hanging retainer. OR, substitute the following combination for CK088110 and CK088108: CK088111 - 2.5" hinge retainer (hidden) used with CK088109 - 2.5" hanging retainer.

10" Frame Width:

CK088120 - 10" frame, CK088116 - hinge bracket used in "hidden hinge" application and CK088110 - 1.5" hinge retainer (hidden) used with CK088108 - 1.5" hanging retainer. OR, substitute the following combination for CK088110 and CK088108: CK088111 - 2.5" hinge retainer (hidden) used with CK088109 - 2.5" hanging retainer.

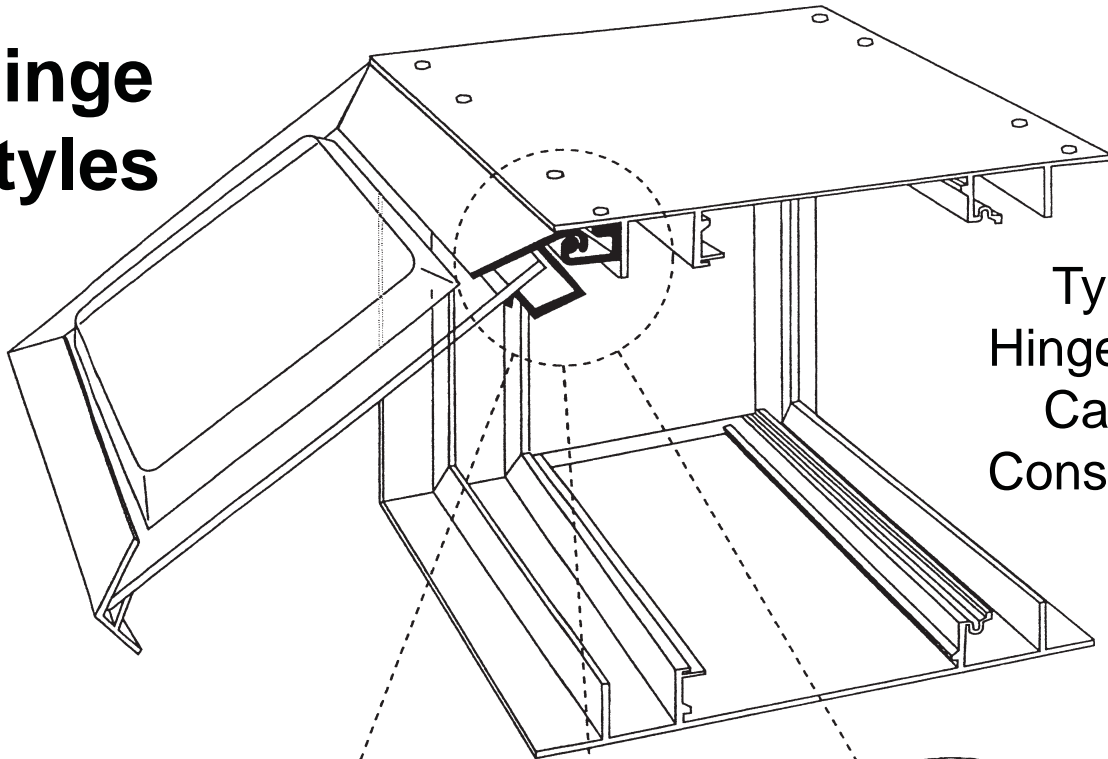
8" Frame Width:

CK088117 - 8" frame, CK088116 - hinge bracket used in "hidden hinge" application and CK088110 - 1.5" hinge retainer (hidden) used with CK088108 - 1.5" hanging retainer. OR, substitute the following combination for CK088110 and CK088108: CK088111 - 2.5" hinge retainer (hidden) used with CK088109 - 2.5" hanging retainer.

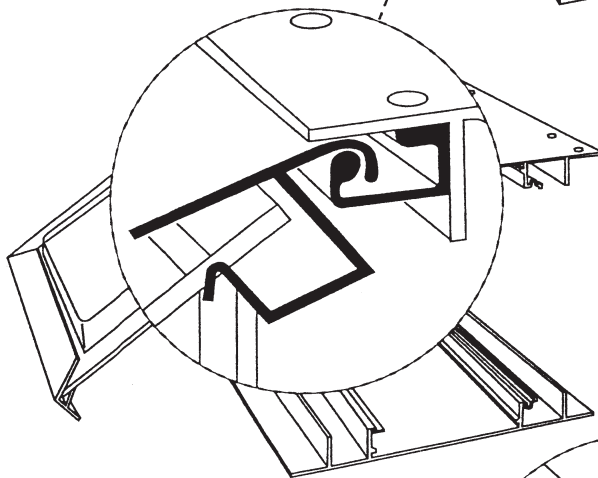
Part numbers also used in hinged type cabinets include: CK088106 - F retainer can be substituted for CK088108 (1.5" hanging retainer) in each frame width; CK088112 - Flat aluminum hinge retainer used for flat aluminum applications.

SIGN EXTRUSIONS

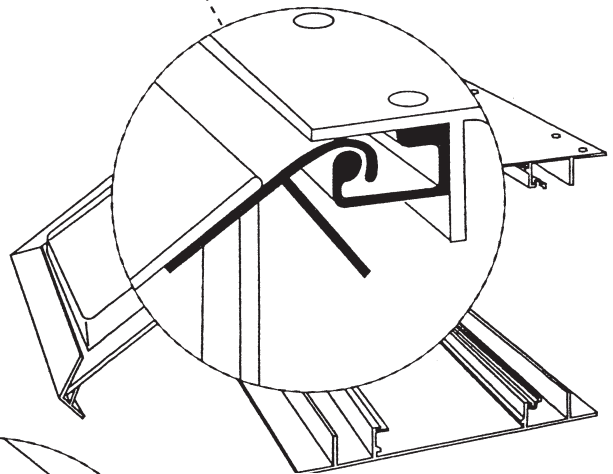
Hinge Styles



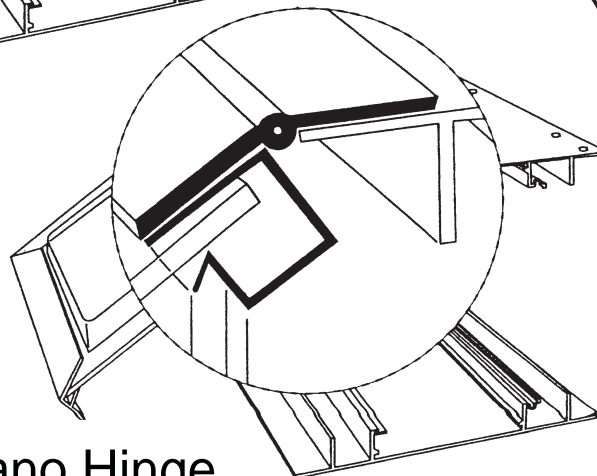
Typical
Hinged Type
Cabinet
Construction



Hidden Hinge



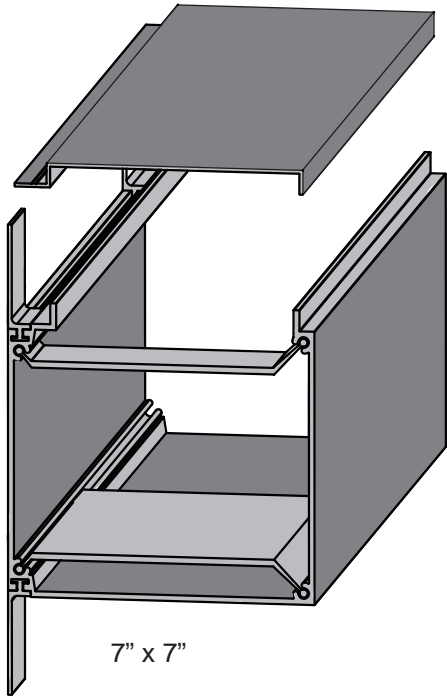
Flat Aluminum
Hinge
Retainer



Piano Hinge

SIGN EXTRUSIONS

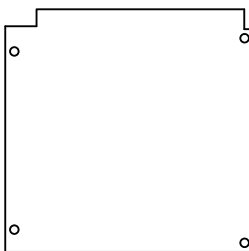
**7" Nonwelded
Channel Letter Raceway**



7" x 7"



AK020750AE144ND
Hanging Bar



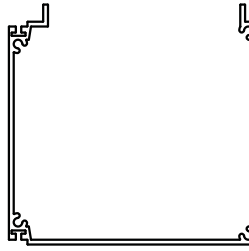
MA33H406307007X
End Cap



AK020858AE240ND
Raceway Lid

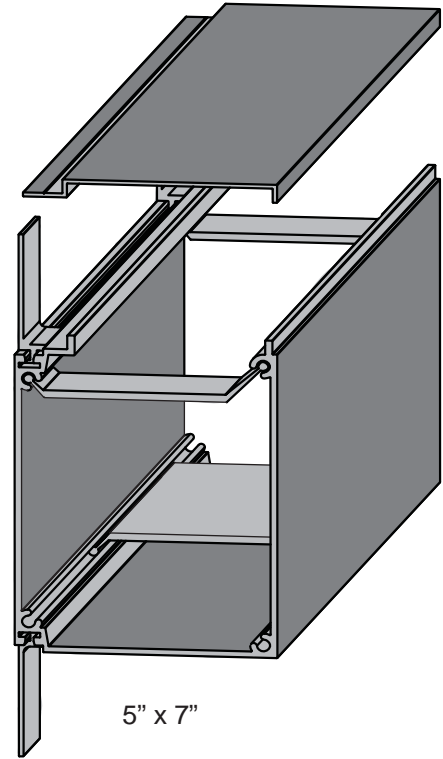


AK020751AE144ND
Stiffener



OA009917AE240ND
Raceway Box

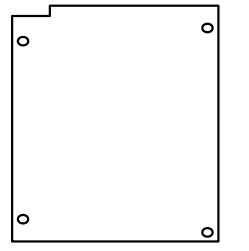
**5" LED Nonwelded
Channel Letter Raceway**



5" x 7"




AK020750AE144ND
LED Hanging Bar




MA33H406305007
LED End Cap



AK020900AE240ND
LED Raceway Lid



AK020899AE144ND
LED Stiffener



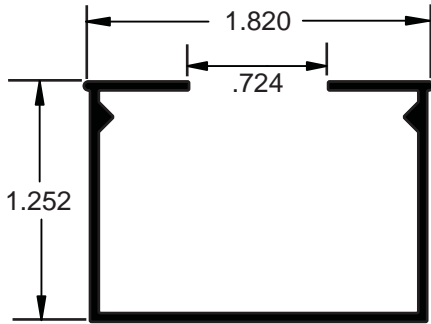
OA036714AE240ND
LED Raceway Box




OP11109917 Custom 1/4" inch self-tapping screws in 50 piece bags

SIGN EXTRUSIONS

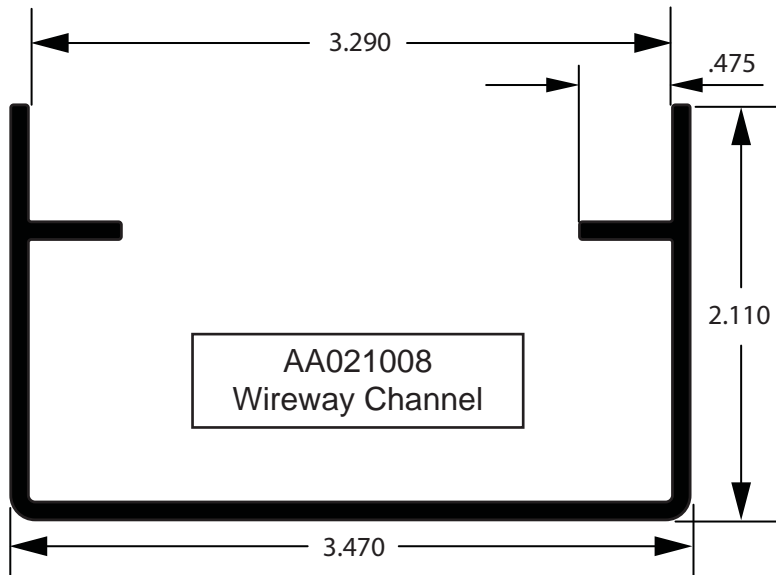
Wireway Components



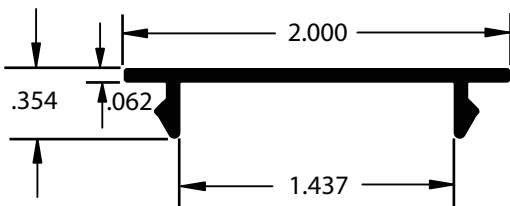
AA020664
1 - 3/4" Lamp Track



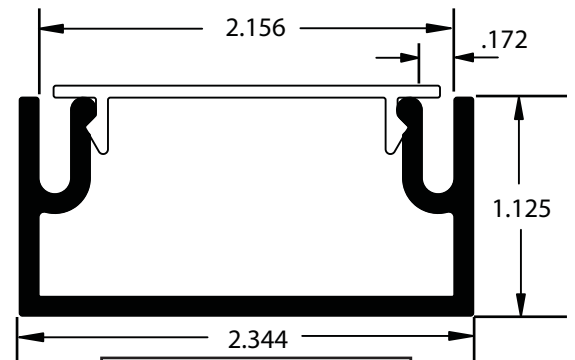
AA020665
4" Sign Wireway



AA021008
Wireway Channel



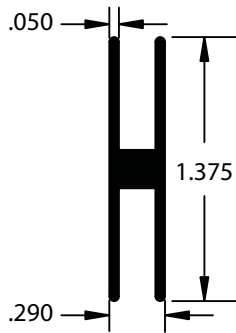
AA019956
Wireway lid



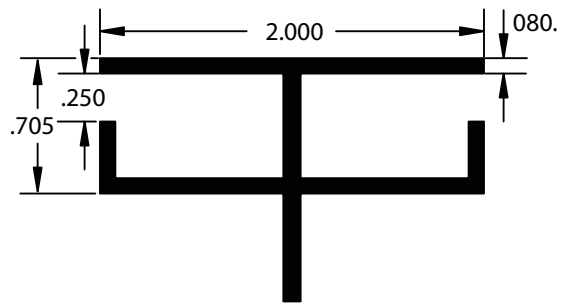
AA019955
Wireway box

SIGN EXTRUSIONS

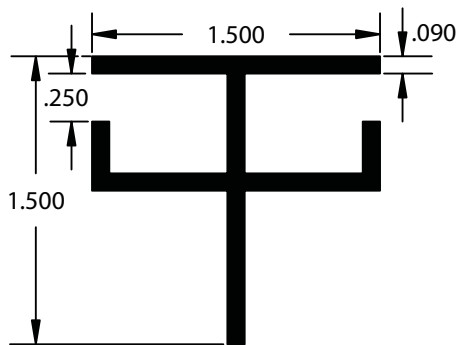
Divider Bars (used to create multiple sections within a cabinet)



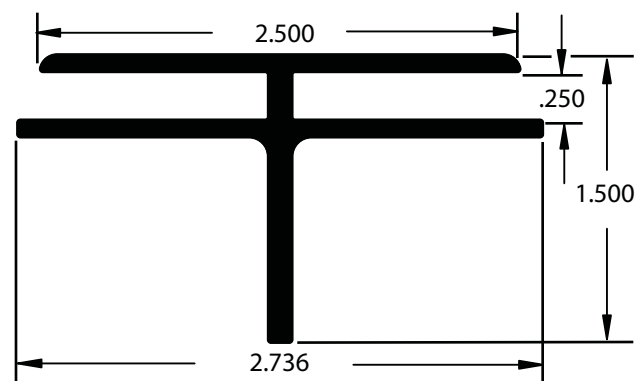
CK088113
1 3/8" H Divider
wt./ft. 0.209



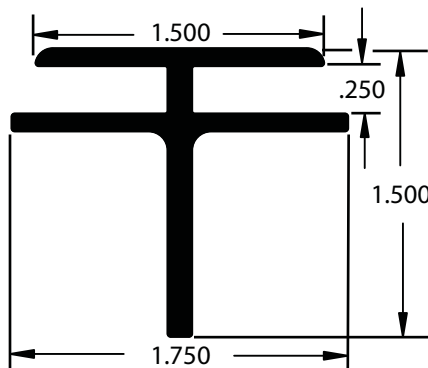
CK088114
2" Divider
wt./ft. 0.560



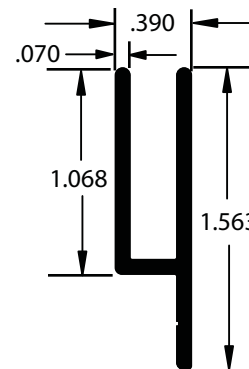
CK088115
1 1/2" Divider
wt./ft. 0.524



CK088130
2 1/2" T Divider
wt./ft. 0.764



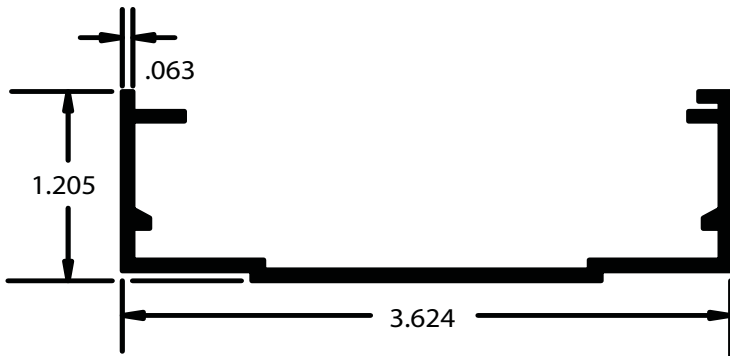
CK088131
1 1/2" T Divider
wt./ft. 0.550



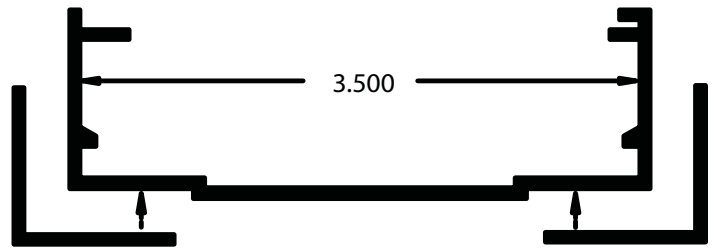
CK088132
Y Divider
wt./ft. 0.240

SIGN EXTRUSIONS

Miscellaneous

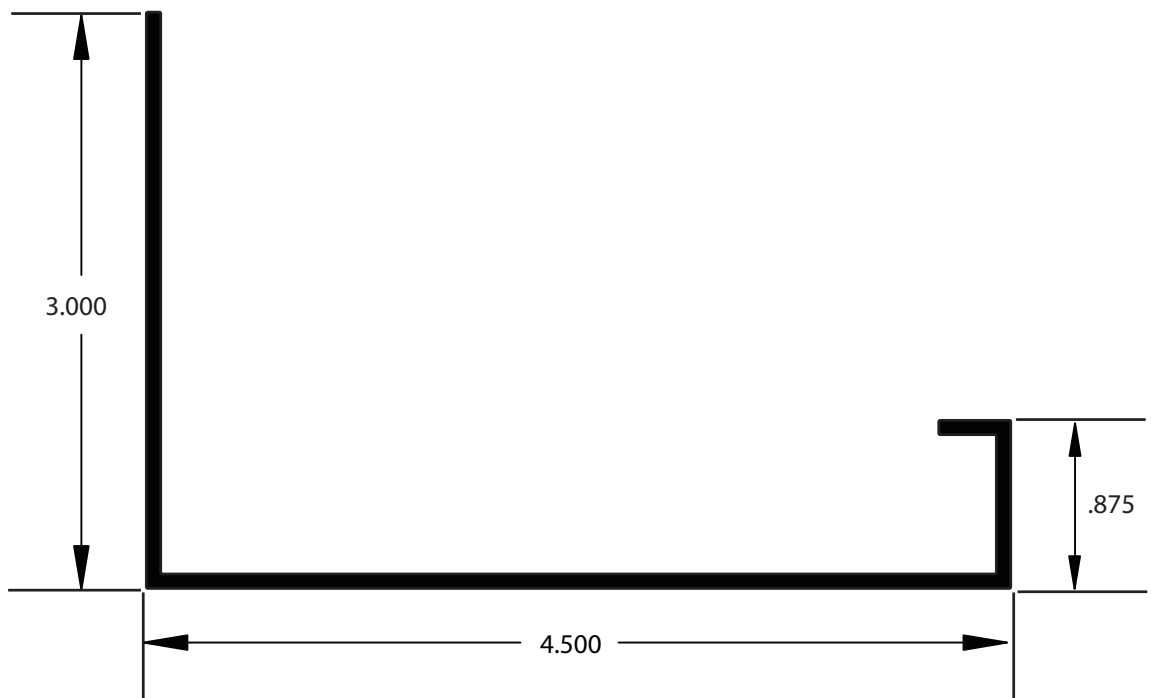


CK088102
4" Frame or
Lamp Divider
wt./ft. 0.547



Example:
4" Frame for
Post and Panel

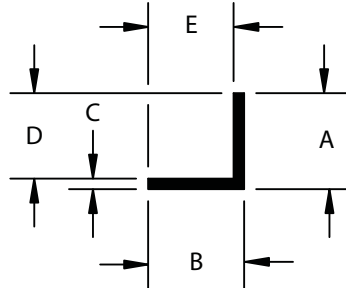
Our new 3.5" frame, normally used for lamp dividers, has grooves for flush mounting the 1" x 1" retainers to make a 4" wide lightweight frame. Plastic for this frame should be no thicker than 0.150. This frame is for post and panel systems or interior style signs where a thinner opening for your face flanges is needed.



AA021011
3" x 4.5" Retainer

SIGN EXTRUSIONS

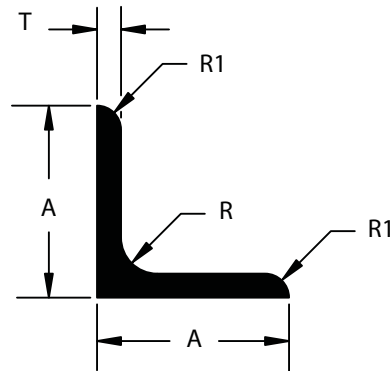
Equal Leg Angles



| DIE NO. | A-INCH | B-INCH | C-INCH | D-INCH | E-INCH | WT./FT. | PER. | FACTOR |
|----------|--------|--------|--------|--------|--------|---------|--------|--------|
| AA000069 | .500 | .500 | .055 | .445 | .445 | .062 | 2.000 | 32 |
| AA002224 | .500 | .500 | .125 | .375 | .375 | .131 | 2.000 | 15 |
| AA000199 | 1.000 | 1.000 | .062 | .938 | .938 | .144 | 4.000 | 28 |
| AA000382 | 1.000 | 1.000 | .125 | .875 | .875 | .281 | 4.000 | 14 |
| AA018310 | 1.250 | 1.250 | .100 | 1.150 | 1.150 | .288 | 5.000 | 17 |
| AA000637 | 1.250 | 1.250 | .125 | 1.125 | 1.125 | .356 | 5.000 | 14 |
| AA001912 | 1.500 | 1.500 | .062 | 1.438 | 1.438 | .218 | 6.000 | 28 |
| AA000421 | 1.500 | 1.500 | .125 | 1.375 | 1.375 | .431 | 6.000 | 14 |
| AA008843 | 1.500 | 1.500 | .188 | 1.312 | 1.312 | .635 | 6.000 | 9 |
| AA008221 | 1.750 | 1.750 | .125 | 1.625 | 1.625 | .506 | 7.000 | 14 |
| AA001260 | 2.000 | 2.000 | .125 | 1.875 | 1.875 | .581 | 8.000 | 14 |
| AA008112 | 2.000 | 2.000 | .187 | 1.813 | 1.813 | .856 | 8.000 | 9 |
| AA001447 | 2.000 | 2.000 | .250 | 1.750 | 1.750 | 1.126 | 8.000 | 7 |
| AA010029 | 3.000 | 3.000 | .125 | 2.875 | 2.875 | .881 | 12.000 | 14 |

SIGN EXTRUSIONS

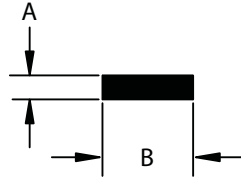
Standard Structural Shapes - Equal Angles



| DIE NO. | A | t | R | R1 | AREA SQUARE INCHES | WEIGHT PER FOOT POUNDS |
|----------|-------|------|------|------|--------------------------|------------------------------|
| AA014566 | 1 | 1/8 | 3/16 | 1/8 | .235 | .282 |
| AA000093 | 1-1/2 | 1/8 | 3/16 | 1/8 | .360 | .432 |
| AA008103 | 1-1/2 | 3/16 | 3/16 | 3/16 | .519 | .623 |
| AA008245 | 1-1/2 | 1/4 | 3/16 | 1/8 | .688 | .826 |
| AA008124 | 2 | 3/16 | 3/16 | 3/16 | .706 | .847 |
| AA008102 | 2 | 1/4 | 1/4 | 1/4 | .925 | 1.110 |
| AA008138 | 3 | 1/4 | 5/16 | 1/4 | 1.432 | 1.718 |

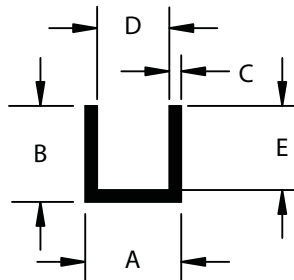
SIGN EXTRUSIONS

Rectangular Bar Stock



| DIE NO. | A-INCH | B-INCH | WT./FT. | PER. | FACTOR |
|----------|--------|--------|---------|-------|--------|
| AA011207 | .125 | .500 | .074 | 1.220 | 16 |
| AA000614 | .125 | .750 | .113 | 1.750 | 15 |
| AA000219 | .125 | 1.000 | .150 | 2.250 | 15 |
| AA000390 | .125 | 1.500 | .226 | 3.250 | 14 |
| AA000218 | .125 | 2.000 | .300 | 4.250 | 14 |
| AA000228 | .187 | 1.000 | .224 | 2.375 | 11 |
| AA008239 | .187 | 2.000 | .449 | 4.375 | 10 |
| AA000615 | .188 | .750 | .169 | 1.850 | 11 |
| AA000837 | .188 | 1.500 | .338 | 3.376 | 10 |
| AA010595 | .188 | 3.000 | .677 | 6.380 | 9 |
| AA000117 | .250 | 1.000 | .300 | 2.470 | 8 |
| AA001223 | .250 | 1.500 | .450 | 3.500 | 8 |
| AA001257 | .250 | 2.000 | .600 | 4.500 | 8 |

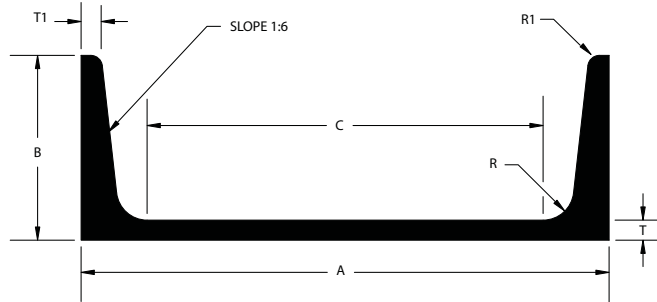
Channels



| DIE NO. | A-INCH | B-INCH | C-INCH | D-INCH | E-INCH | WT./FT. | PER. | FACTOR |
|----------|--------|--------|--------|--------|--------|---------|-------|--------|
| AA002440 | .500 | .500 | .062 | .376 | .438 | .102 | 2.876 | 28 |
| AA005421 | .625 | .625 | .062 | .501 | .563 | .131 | 3.630 | 28 |
| AA008227 | .750 | .750 | .125 | .500 | .625 | .300 | 4.250 | 14 |
| AA000238 | 1.000 | 1.000 | .125 | .750 | .875 | .413 | 5.750 | 14 |
| AA002850 | 1.500 | 1.500 | .125 | 1.250 | 1.375 | .637 | 8.750 | 14 |
| AA003550 | 3.000 | 1.000 | .125 | 2.750 | .875 | .713 | 9.750 | 14 |

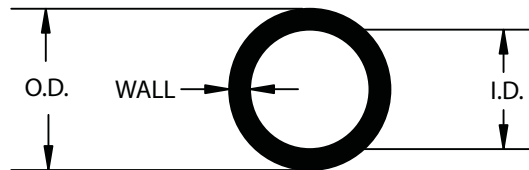
SIGN EXTRUSIONS

American Standard Channels



| DIE NO. | A | B | C | t | t1 | R | R1 | AREA SQUARE INCHES | WEIGHT PER FOOT POUNDS |
|----------|-------|-------|-------|------|------|------|------|--------------------------|------------------------------|
| AA008162 | 5.000 | 1.750 | 3-3/4 | .190 | .190 | .290 | .110 | 1.969 | 2.363 |

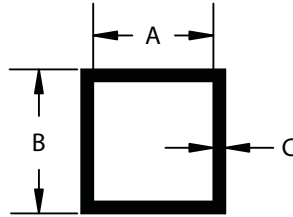
Extruded Aluminum Pipe



| DIE NO. | Nom. Pipe Size(Inches) | O.D. (Inches) | Sched. No. | I. D. (Inches) | Wall Thick (Inches) | Nom. Wgt. Per Linear Foot | Perimeter |
|----------|---------------------------|------------------|------------|-------------------|------------------------|---------------------------------|-----------|
| AA002198 | 1/2 | .840 | 40 | .622 | .109 | .300 | 4.593 |
| AA008116 | 1 | 1.315 | 40 | 1.049 | .133 | .593 | 7.430 |
| AA008107 | 1-1/4 | 1.660 | 40 | 1.380 | .140 | .803 | 9.550 |
| AA008108 | 1-1/2 | 1.900 | 40 | 1.610 | .145 | .960 | 11.030 |
| AA008109 | 2 | 2.375 | 40 | 2.067 | .154 | 1.290 | 13.950 |
| AA008170 | 2-1/2 | 2.875 | 40 | 2.469 | .203 | 2.045 | 16.790 |
| AA008118 | 3 | 3.500 | 40 | 3.068 | .216 | 2.674 | 20.640 |

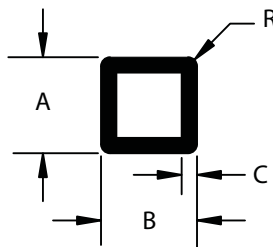
SIGN EXTRUSIONS

Square Tube



| DIE NO. | A-INCH | B-INCH | C-INCH | WT./FT. | PER. | FACTOR |
|----------|--------|--------|--------|---------|--------|--------|
| AA003419 | .750 | .750 | .062 | .205 | 5.500 | 27 |
| AA008148 | 1.000 | 1.000 | .062 | .280 | 7.450 | 27 |
| AA000860 | 1.000 | 1.000 | .125 | .526 | 7.000 | 13 |
| AA008223 | 1.250 | 1.250 | .125 | .676 | 9.000 | 13 |
| AA008222 | 1.500 | 1.500 | .125 | .826 | 11.000 | 13 |
| AA008123 | 2.000 | 2.000 | .125 | 1.126 | 15.000 | 13 |
| AA006167 | 3.000 | 3.000 | .125 | 1.726 | 23.000 | 13 |

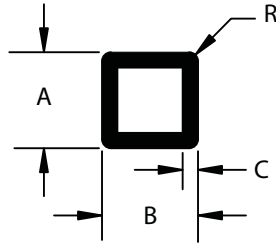
Square Tube with Radius



| DIE NO. | A-INCH | B-INCH | C-INCH | R | WT./FT. | PER. | FACTOR |
|----------|--------|--------|--------|------|---------|-------|--------|
| AA008097 | .500 | .500 | .080 | .047 | .158 | 3.280 | 21 |
| AA012484 | .625 | .625 | .062 | .062 | .163 | 4.400 | 27 |
| AA008771 | .750 | .750 | .062 | .093 | .193 | 5.290 | 27 |
| AA012485 | .750 | .750 | .065 | .062 | .210 | 5.370 | 26 |
| AA014880 | .760 | .760 | .100 | .031 | .316 | 5.230 | 17 |
| AA003938 | .812 | .812 | .049 | .078 | .174 | 5.920 | 34 |
| AA014879 | .836 | .836 | .062 | .031 | .229 | 6.140 | 27 |

SIGN EXTRUSIONS

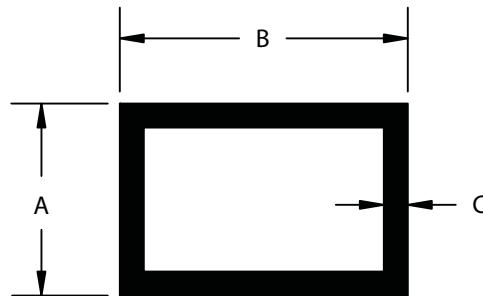
Square Tube with Radius



| DIE NO. | A-INCH | B-INCH | C-INCH | R | WT./FT. | PER. | FACTOR |
|----------|--------|--------|--------|------|---------|--------|--------|
| AA005350 | .937 | .937 | .041 | .119 | .168 | 6.830 | 41 |
| AA005273 | 1.000 | 1.000 | .041 | .119 | .180 | 7.340 | 41 |
| AA004274 | 1.000 | 1.000 | .045 | .123 | .197 | 7.290 | 37 |
| AA000855 | 1.000 | 1.000 | .050 | .031 | .227 | 7.550 | 33 |
| AA007993 | 1.000 | 1.000 | .055 | .031 | .248 | 7.510 | 30 |
| AA013883 | 1.000 | 1.000 | .057 | .125 | .247 | 7.220 | 29 |
| AA009215 | 1.000 | 1.000 | .062 | .093 | .271 | 7.290 | 27 |
| AA010292 | 1.000 | 1.000 | .075 | .093 | .324 | 7.210 | 22 |
| AA011154 | 1.000 | 1.000 | .100 | .093 | .424 | 7.010 | 17 |
| AA006947 | 1.000 | 1.000 | .125 | .125 | .509 | 6.790 | 13 |
| AA012543 | 1.125 | 1.125 | .065 | .156 | .314 | 8.060 | 26 |
| AA010032 | 1.250 | 1.250 | .090 | .125 | .486 | 9.000 | 19 |
| AA000856 | 1.500 | 1.500 | .050 | .031 | .347 | 11.550 | 33 |
| AA013337 | 1.500 | 1.500 | .090 | .031 | .610 | 11.170 | 18 |
| AA008969 | 1.500 | 1.500 | .062 | .093 | .420 | 11.290 | 27 |
| AA015079 | 1.500 | 1.500 | .093 | .093 | .816 | 10.840 | 13 |
| AA001837 | 1.650 | 1.650 | .125 | .031 | .914 | 12.150 | 13 |
| AA018450 | 4.000 | 4.000 | .125 | .078 | 2.318 | 30.85 | 13 |
| AA015227 | 4.000 | 4.000 | .250 | .125 | 4.484 | 29.790 | 7 |

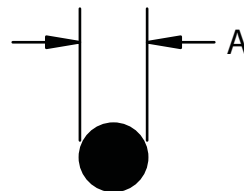
SIGN EXTRUSIONS

Rectangular Tube



| DIE NO. | A-INCH | B-INCH | C-INCH | WT./FT. | PER. | FACTOR |
|----------|--------|--------|--------|---------|--------|--------|
| AA008127 | 1.000 | 1.500 | .125 | .674 | 9.000 | 13 |
| AA008168 | 1.000 | 2.000 | .125 | .826 | 10.940 | 13 |
| AA012097 | 1.500 | 2.000 | .125 | .974 | 13.000 | 13 |
| AA013763 | 1.500 | 3.000 | .125 | 1.276 | 17.000 | 13 |
| AA002895 | 1.750 | 3.000 | .125 | 1.350 | 18.020 | 13 |

Round Rods



| DIE NO. | A-INCH | WT./FT. | PER. | FACTOR |
|----------|--------|---------|-------|--------|
| AA008137 | .250 | .059 | .785 | 13 |
| AA008233 | .375 | .133 | 1.180 | 9 |
| AA008156 | .500 | .235 | 1.571 | 7 |
| AA008153 | .625 | .368 | 1.964 | 5 |
| AA001287 | .750 | .530 | 2.360 | 4 |
| AA008234 | 1.000 | .942 | 3.142 | 3 |

SIGN EXTRUSIONS

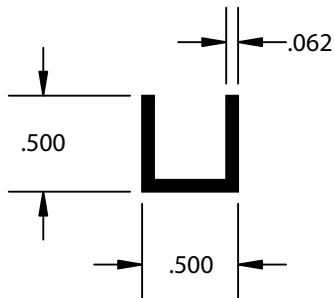
3003 H-14 Sheet - Mill Finish

| Thickness | Size | Thickness | Size |
|-----------|--------|-----------|--------|
| .032 | 4 x 8 | .090 | 4 x 8 |
| | 4 x 10 | | 4 x 10 |
| | 4 x 12 | | 4 x 12 |
| .040 | 4 x 8 | | 5 x 10 |
| | 4 x 10 | | 5 x 12 |
| | 4 x 12 | .125 | 4 x 8 |
| | 5 x 10 | | 4 x 10 |
| .050 | 4 x 8 | | 4 x 12 |
| | 4 x 10 | | 5 x 10 |
| | 4 x 12 | | 5 x 12 |
| | 5 x 10 | | 6 x 10 |
| | 5 x 12 | | 6 x 12 |
| .063 | 4 x 8 | | 7 x 20 |
| | 4 x 10 | | |
| | 4 x 12 | | |
| | 5 x 10 | | |
| | 5 x 12 | | |

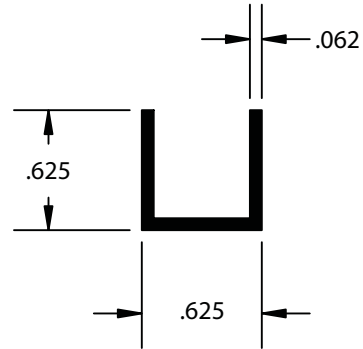
Painted and anodized sheet available upon request.

SIGN EXTRUSIONS

Security Sign Posts

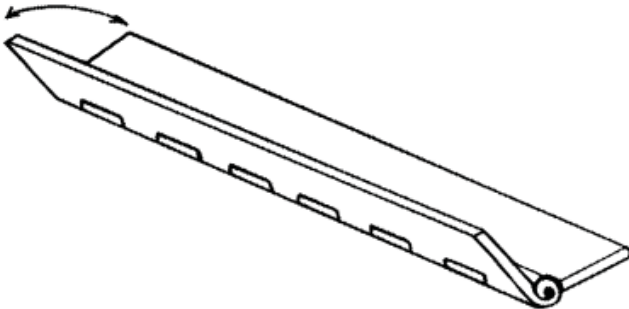


AA002440
Channel



AA005421
Channel

Piano Hinges



OP06072125
2" open x 96" long
1/8" aluminum pin
with 1/2" knuckles

COIL & SHEET GOODS

Channel Letter Coil

- **Highly reflective wax-free paint system**
- **Total reflectance: 92% minimum**
- **Alloy: 3105**
- **Temper: H24**
- **Protective premask applied**
- **Protective coil core - standard**
- **Compatible with both neon and LED**
- **STD Coil: .040" x 5.3" x 270'**
- **All coil comes with a highly reflective white paint (92%) on interior side**

Available Colors:

| | |
|--------|-------------|
| Black | Blue |
| Red | Ivory |
| Bronze | Yellow |
| White | Matte Black |
| Green | Mill |

Stocked Colors:

| | |
|--------|----------------|
| Black | MAPTBW04006270 |
| Red | MAPTRW04006270 |
| Bronze | MAPTZW04006270 |
| White | MAPTW204006270 |

Coil & Sheet

Loxcreen MetalSource offers a variety of gauges, width, finishes and alloys. We have a cut-to-length line for converting coil and sheet to exact customer specifications.

Terms & Conditions

1. CONTRACT BETWEEN BUYER AND SELLER: A written order and acknowledgment shall constitute the contract between Buyer and Seller, and said Contract may not be amended or rescinded except by written agreement by both parties, referring expressly to this contract.

2. WARRANTY: Seller warrants that merchandise sold to Buyer shall be free from defects in material and workmanship and shall conform to specifications. **EXCEPT FOR SUCH WARRANTY, THE SELLER DISCLAIMS ANY AND ALL OTHER WARRANTIES OF ANY KIND WHATSOEVER, INCLUDING WITHOUT LIMITATION, ANY WARRANTY OF MERCHANTABILITY OR FITNESS FOR PARTICULAR PURPOSE AND INCLUDING BUT NOT LIMITED TO ANY ORAL OR WRITTEN DESCRIPTION OF THE PRODUCTS, THEIR CHARACTERISTICS OR PROPERTIES OTHER THAN THAT SPECIFICALLY STATED IN THE FOREGOING LIMITED WARRANTY. SELLER SHALL HAVE NO LIABILITY FOR CONSEQUENTIAL OR INCIDENTAL DAMAGES AS A RESULT OF THE SALE OF ITS MERCHANDISE.** In the event that its merchandise is not as warranted, Buyer's sole remedy will be, at Seller's election, replacement of the merchandise or return of the purchase price. Prior written approval from the Seller must be secured before returning any merchandise for credit.

3. TOLERANCES: Standard Commercial tolerances apply unless otherwise specified.

4. PRICE: Prices are based on existing conditions and are subject to change, at our discretion, at any time prior to order shipment. Unless otherwise specified, all prices are based on quantity shipped per release, with Buyer accepting over-run or under-run on each individual item based on standard shipping tolerances. Exact control of quantity shipped must be specified as a requirement of said contract.

5. CREDIT: All shipments shall be subject to the approval of Seller's Credit Department. If, in the sole judgment of the Seller, the financial responsibility of the Buyer is unsatisfactory, or becomes impaired, or if Buyer fails to make any payment in accordance with the terms of the contract, then Seller may defer or decline to make any shipments except upon receipt of satisfactory security or cash payments in advance, or Seller may terminate the contract.

6. TAXES: All prices are subject to the net additions of all Federal, State, or Municipal taxes or charges which may be established or levied upon or assessed against the merchandise under contract.

7. SHIPMENTS: Unless otherwise specified, title to all merchandise, and the risk of loss, shall pass to the Buyer upon delivery by the Seller to the transportation carrier at the shipping point or the actual transfer of possession to the Buyer, whichever is earlier.

8. DELAYS: Seller cannot be held liable for loss or damage arising from delay in fulfilling or failure to fulfill any accepted order in accordance with its terms where such delay or failure is caused by shortage of materials, delays of carriers, embargoes, fires, floods, strikes, riots, wars, acts of God, or other causes beyond our control.

9. RETURNED MATERIAL AUTHORIZATION: Seller must be notified within 10 days after delivery of Buyer's request to return merchandise. Upon receipt of Seller's authorization, merchandise must be returned within 30 days in accordance with Seller's shipping instructions. Merchandise must be returned in exactly the same condition as in which it was received by Buyer. Handling and restocking fees will be charged to Buyer's account.

10. CANCELLATION: Said contract is subject to cancellation only upon Seller's acceptance of such cancellation in writing and the effective date of cancellation shall be the date of such acceptance. Payment of cancellation charges shall be made by Buyer upon receipt of statement of same. Cancellation charges shall not exceed the purchase price of the canceled portion of the contract.

11. EQUIPMENT: Any equipment (including jigs, process dies and tools, etc.) which Seller constructs or acquires specifically for use on Buyer's order shall be the sole property of Seller, whether or not they are charged to Buyer's account. Die charges are for exclusive use of extrusion tooling and are not subject to refund. Dies which indicate no activity for two years or more will be scrapped without notice and replacement cost will be for Buyer's account.

12. PATENT PROTECTION: Seller agrees to indemnify Buyer against any claims or liabilities for or by reason of alleged patent infringement arising from the manufacture or sale of any merchandise furnished Buyer hereunder, except where the specifications, process, design or method of manufacture originated with Buyer, in which event Buyer agrees to indemnify Seller in like manner.

THE *Loxcreen* COMPANY, INC.

Contact our Service Center near you for more information on LOXCREEN Products.

Corporate Office

1630 Old Dunbar Road / PO Box 4004 (29171) / West Columbia, South Carolina 29172
(803) 822-8200 / FAX (803) 822-8547
www.loxcreen.com

Loxcreen METALSOURCE®

TEXAS

400 N. Great SW Parkway / Arlington, Texas 76011 / Metro 640-4456
All other areas (817) 649-2771 / FAX (817) 649-1760 / 800-222-4629

MISSOURI

PO Box 528 / 800 South Pemiscot Street / Hayti, MO 63851 / (573) 359-2811 / FAX (573) 359-2814
800-323-8314

OHIO

100 Westheimer Drive / Middletown, Ohio 45044 / (513) 539-2255 / FAX (513) 539-2288
800-432-4672

SOUTH CAROLINA

PO Box 4004 / West Columbia, SC 29171-4004 / 1630 Old Dunbar Road / West Columbia, SC 29172
(803) 822-1600 / FAX (803) 822-8070 / 800-845-0840
Customer Service location
2300 Old Durham Road / Roxboro, North Carolina 27573 / FAX (336) 597-8821 / 800-682-9586

SOME ITEMS MAY NOT BE CARRIED IN STOCK.
PRICES ARE AVAILABLE UPON REQUEST.